







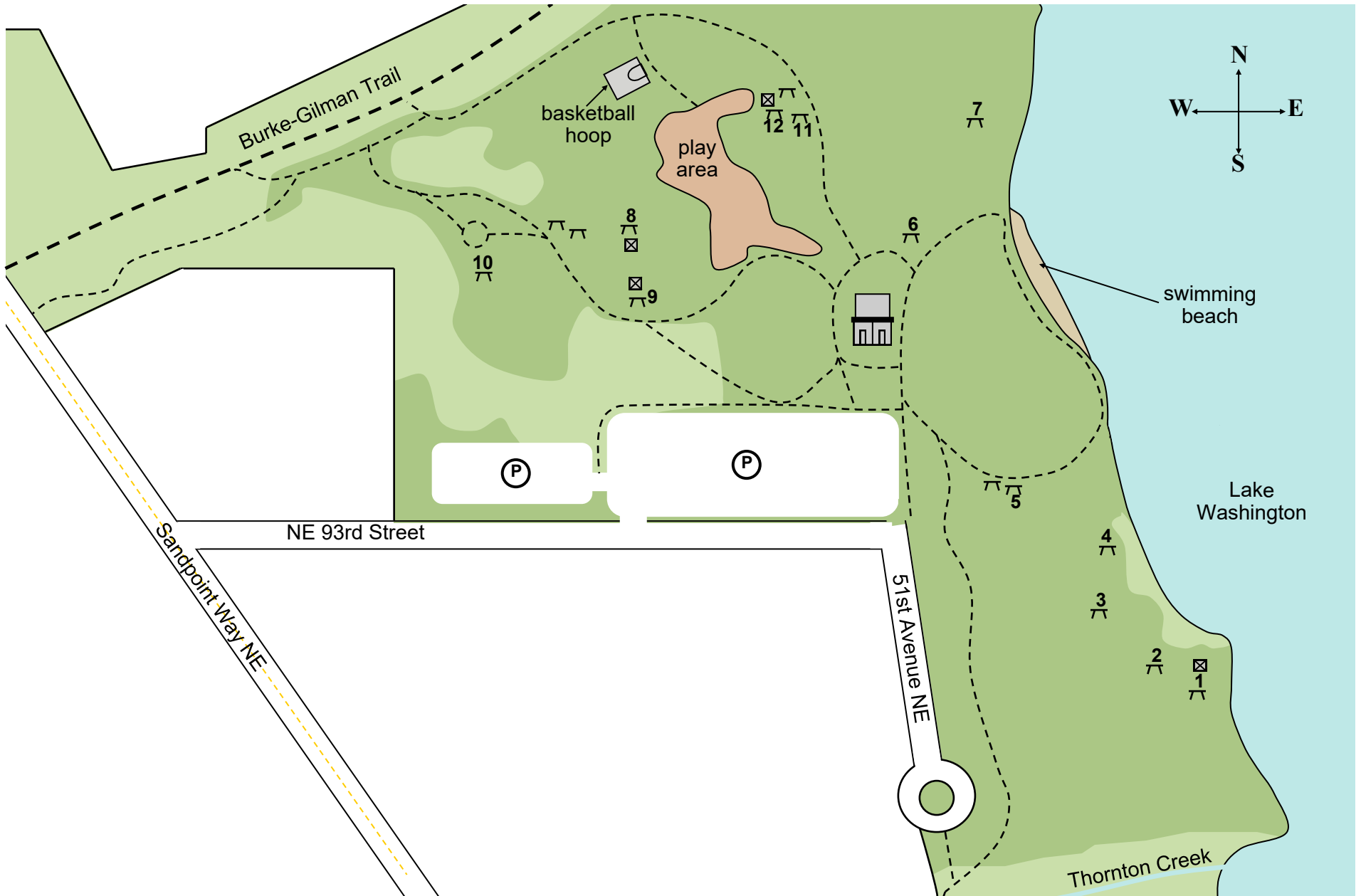


**Seattle**  
Parks & Recreation

## MATTHEWS BEACH PARK

9300 51st Avenue NE  
Seattle, WA 98115

	Picnic Table		Restroom
	Picnic Shelter		Parking Lot
	Pedestrian Pathway		BBQ Grill



# MATTHEWS BEACH PARK

9300 51st Avenue NE  
Seattle, WA 98115

## I-5 Northbound:

Take the Lake City Way NE exit. Stay going straight on Lake City Way NE. Take a right onto NE 95<sup>th</sup> St.

## I-5 Southbound:

Take the N 85<sup>th</sup> St/NE 80<sup>th</sup> St exit. Follow the sign to NE 80<sup>th</sup> St. Go east on NE 80<sup>th</sup> St towards Lake City Way NE. Turn left onto Lake City Way NE, and follow it until NE 95<sup>th</sup> St. Take a right onto NE 95<sup>th</sup> St.

Follow NE 95<sup>th</sup> Street until you reach Sand Point Way NE. Take a right onto Sand Point Way NE. Matthews Beach is on the left. Take a left onto NE 93<sup>rd</sup> St, and the parking lot is on the left.

